

Sample Specification

Product name : Card Reader

Model : ACR-CRM11

Original Model : ACR-CRM11

Part Number : R03050003633

Specification : ID/IC Reader / Wiegand26/34 / USB 133.3mm*53.3mm*
18.3mm Cable Length 374±10mm

Sample date : 2024.10.30

Sample QTY :

Supplier Confirmation	Codification	Audits	Approval
Customer Confirmation	Inspection	Audits	Approval

ACR-CRM11

1. Introduction

1.1 Basic features :

- Supports ID, S50, S70, CPU, Desfire and other cards
- Supports WG communication
- Support upgrade function
- Frequency: 13.56MHz 125KHz
- Waterproof rating: IP65
- Certification standard: CE/FCC certification

1. 2 Areas of application

Widely used in access control, time and attendance, charging, anti-theft, patrol and other various RFID applications.

2. Product Appearance



3. Technical Parameters

Feature	Description
Product Model	ACR-CRM11
Size	101mm*45.2mm*18.3mmmm(± 0.3 mm)
Cable Length	374 \pm 10mm
Support Card	125KHz ID card, S50, S70, CPU, Desfire
Frequency	13.56MHz & 125KHz
Power Supply	DC 12V ($\pm 5\%$)
Current consumption	Standby current not more than 80mA, swipe current not more than 200mA
Communication Interface	WG
Firmware Version	V1.05
Hardware version	V1.00
Operating Temperature	-20°C ~ 60°C
Storage Temperature	-40°C ~ 80°C
Relative Humidity	20% ~ 80% non-condensing
Electrostatic parameters	Contact 4kv, Air 8kv
Protection class	IP65

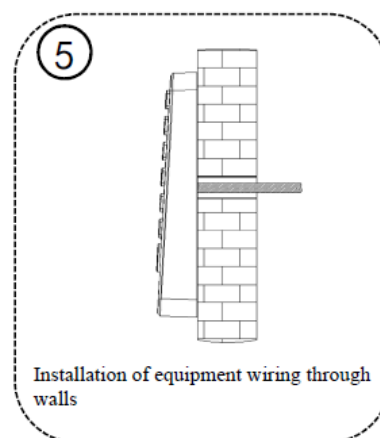
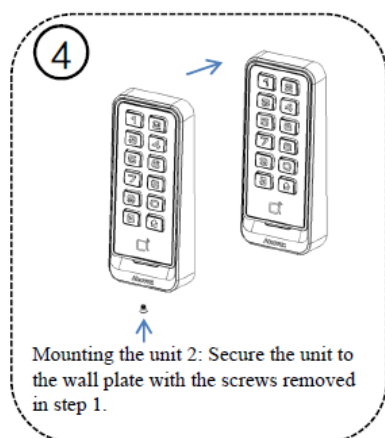
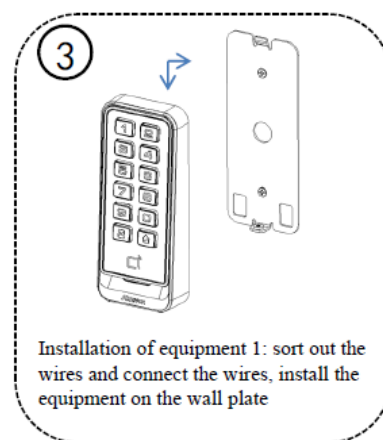
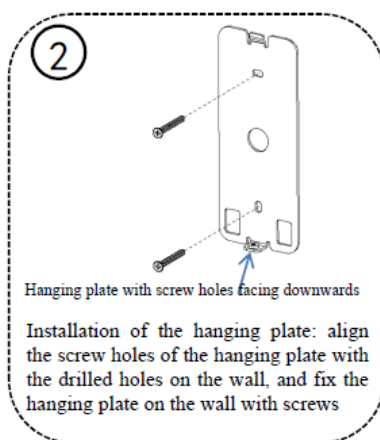
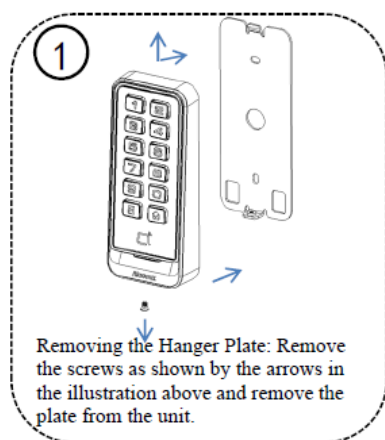
4. Read card range

No.	Card Type	Range standard	Noted
1	TK4100 Thin card	Environment: Machine with metal frame 0-3.0cm	Remarks: 0~L (L \geq Lcm) (non-metallic environment, center of card and center of reader)
2	TK4100 Thick card	0-2.5cm	
3	EM4200 Thcik card	0-6.0 (Repeated swipes above 6.0)	
4	ID Keychain	0-2.0cm (Repeated swipes above 6.0)	
5	ID+MF Composite card	MF card:0-5.0cm / ID card : 0-2.5cm	
6	S50 card	0-6.0cm	
7	S70 card	0-5.0cm	
8	CPU card	0-4.0cm	
9	CPU Composite card(CPU+MF)	0-5.0cm	
10	Desfire Card	0-3.5cm	
11	MF7 byte card	0-5.0cm	
12	Ntag card	0-5.5cm	
13	Utraight card	0-5.5cm	
14	MF plus	0-4.0cm	
15	IC Keychain	0-2.0cm	

5. Wiring function description

Wire Color	Wiring name	Wiring Instructions
Red	12V	Input Voltage
Black	GND	Power Ground
White	D1	Wiegand D1
Green	D0	Wiegand D0
Purple	BUZ	Buzzer
Gray	GLED	Green light
Yellow	GND	Power Ground
Blue	GND	Power Ground
Orange	USER	Ground Restore Factory Settings

6. Installation description

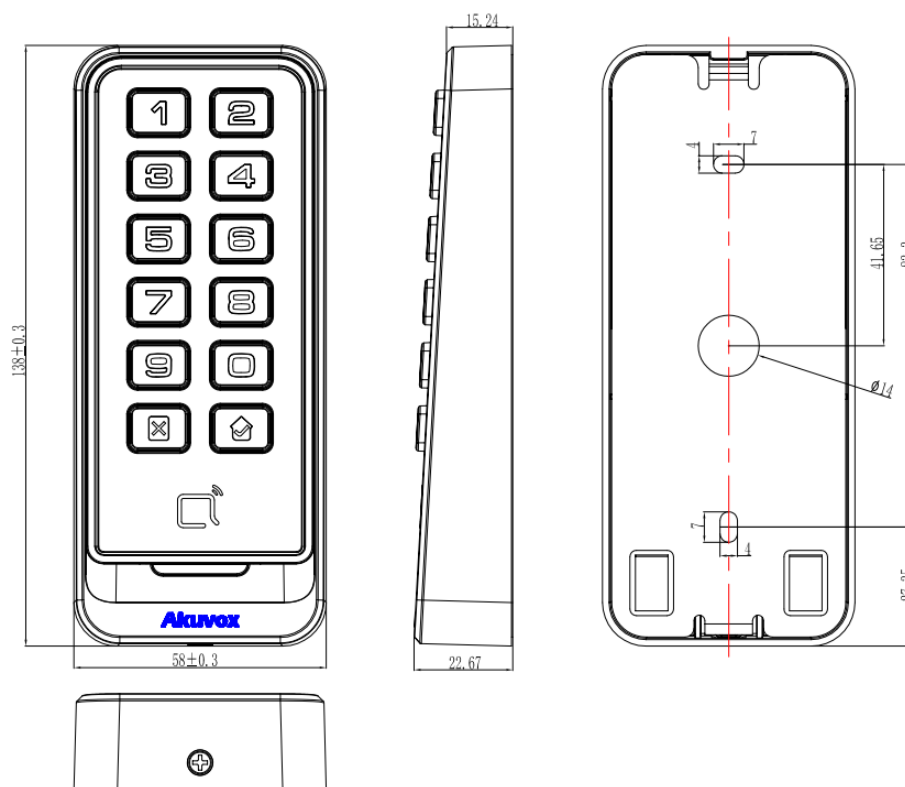


7. External Dimensions

R376XW(有Akuvox LOGO)机械按键高端产品读卡器 外形图

单位: mm (毫米)

比例: 1/1



8. Packaging

No.	Size	Weight g (including package material) (error ± 20g)	Material included
Packing box	190mm110mm58mm/ 300G Gray Card White+Matte Glue+A9 Reinforced Pit White Box Without Printing/with ROHS	378g	Insert 1PCS Read 1PCS Screws 2PCS Expansion tube 2PCS
Outer box	483*305*225mm 534g	50*378+534=19434g	

Declaration of Environmental Conformity

This enterprise makes the following solemn declaration on the products provided:

1. This product complies with GB/T 26572-2011 “Limited Requirements for Restricted Substances in Electrical and Electronic Products” and the exceptions of restricted substances stipulated by the state.
2. This product complies with GB/T 26125-2011 “Testing Methods for Six Restricted Substances in Electrical and Electronic Products”.
3. This product complies with SJ/T 11364-2014 “Requirements for Labeling of Restricted Use of Hazardous Substances in Electrical and Electronic Products”.

4. Product Description:

No.	P/N	Product Model	Noted
1		ACR-CRP11	

Shenzhen Radio Tehcnology Co., Ltd

6th Nov, 2024

FCC WARNING

This device complies with part 15 of the FCC Rules. Operation is subject to the following two conditions: (1) this device may not cause harmful interference, and (2) this device must accept any interference received, including interference that may cause undesired operation.

Any changes or modifications not expressly approved by the party responsible for compliance could void the user's authority to operate the equipment.

NOTE: This equipment has been tested and found to comply with the limits for a Class B digital device, pursuant to Part 15 of the FCC Rules. These limits are designed to provide reasonable protection against harmful interference in a residential installation. This equipment generates, uses and can radiate radio frequency energy and, if not installed and used in accordance with the instructions, may cause harmful interference to radio communications.

However, there is no guarantee that interference will not occur in a particular installation. If this equipment does cause harmful interference to radio or television reception,

which can be determined by turning the equipment off and on, the user is encouraged to try to correct the interference by one or more of the following measures:

- Reorient or relocate the receiving antenna.
- Increase the separation between the equipment and receiver.
- Connect the equipment into an outlet on a circuit different from that to which the receiver is connected.
- Consult the dealer or an experienced radio/TV technician for help.

To maintain compliance with FCC's RF Exposure guidelines, This equipment should be installed and operated with minimum 20cm distance between the radiator and your body: Use only the supplied antenna.